

WEAVER  **SCOPES**

**MODELS
J2.5 & J4**

**and
WEAVER-MOUNTS**




GUNSCOPES.COM

Models

J2.5 and J4

WEAVER SCOPES



J4 Scope Shown with Weaver-Detachable Split Ring Top Mount

- 1. No front sight or rear sight, just the crosshairs to be aligned on the target.
- 2. Crosshairs are always clear and sharp.
- 3. Target is magnified and bright.
- 4. Can be used when mist, rain, snow, or poor light make metallic sights useless.

SPECIFICATIONS

	J2.5	J4
TUBE, blued steel—dia.	.750 in.	.750 in.
EYE-PIECE—dia.	1.010 in.	1.010 in.
TUBE—dia. at front lens	.750 in.	1.010 in.
LENGTH, overall	10½ in.	12 in.
EYE DISTANCE	3-5½ in.	3-5 in.
FIELD OF VIEW	37 ft.	26 ft.
WEIGHT, SCOPE only	6 oz.	6½ oz.
RETICULE—Crosshairs standard (see paragraph on Reticules below).		
FOCUS—Universal with adjustment to user's vision.		
ADJUSTMENTS—Internal windage and elevation, graduated, ½" micrometer click.		

See reverse side for Weaver Mount information

Years of scope making experience have gone into the development of the Models J2.5 and J4 Scopes. They are reliable and sturdy for use on all rifles, heavy or light, for all kinds of shooting. Optically they are the equal of scopes costing much more. In dependability and precision of adjustments they are surpassed by none. Such high value at moderate price is the result of improved lens making methods, precision production, and long experience.

OPTICAL SYSTEM

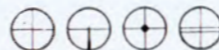
The optical systems are fully corrected with double cemented compound achromatic lenses producing a large brilliant field of view, clear and sharp to the edges. Eye relief is long for safe use on big game rifles of heavy recoil. Excellent illumination allows easy use in poor light. Keen definition gives the precision needed for small game. Easy aiming makes

plinking and general shooting twice as easy and twice as much fun.


ADJUSTMENTS

Windage and elevation adjustments, of guaranteed accuracy, are internal and fully protected. Both the J2.5 and J4 have click adjustments of target precision (each click gives a change of ½" at 100 yards, ¼" at 50 yards, 1" at 200 yards, etc.). The knobs are equipped with graduated discs which can be set at zero after the gun is sighted in and can be marked for long range settings. Adjustments are protected from tampering or weather by threaded caps.

RETICULES



Crosshairs are fast on big game and running shots, are accurate at long range, at small game and targets,



J2.5 Scope Shown with Weaver-Detachable Split Ring Side Mount

and don't cover the mark when holding high to allow for long range bullet drop. Most present day experts select crosshairs. Post reticule is optional; it is tapered with a narrow flat top and has a horizontal crosshair. Range finder reticule (with double horizontal crosshairs spaced to cover 6" at 100 yards) for long range use and dot reticules are available at extra cost. See folder on range finder and other reticules.

RELIABILITY

Model J Scopes were designed with particular emphasis on strength and dependability. Simplicity of construction makes them weatherproof, easy to clean and adjust. A Model J Scope with Weaver-Detachable Mounts is as sturdy a combination as any obtainable, yet the scope and mount complete add only about ½ pound to the weight of the rifle.

Choosing Between 2½ and 4 Power Scopes . . .

MODEL J2.5 — 2½ POWER

For general shooting, for big game, and for much small game, the J2.5 is usually preferred. It is fast and easily used on running game. It is the sight to use for squirrels in the woods and for other small game where the range is not extreme and when much of the shooting is done off hand. It is easier to use and always more accurate than metallic sights. It is still usable in light so dim that metallic sights would be useless.

Both the J2.5 and J4 are sturdy and built for hard use. When attached to the rifle with Weaver Mounts, they can be depended upon to maintain their alignment and the shooter can use them with confidence even after the roughest use.

MODEL J4 — 4 POWER

The extra magnification of the J4 makes it the choice for long distance shooting. Many prefer it for big game hunting in open country where most shots are over 150 yards. It is usually selected for small game and pest shooting where long shots are taken at chucks, crows, hawks, prairie dogs, and other varmints. The magnification and micrometer click adjustments make the J4 well suited for this kind of shooting where the greatest precision is required.

WEAVER-MOUNTS for Model J Scopes



*N Mount
Model J2.5 Scope*

TYPE N MOUNTS (side bracket design) are pressed from tough alloy steel. They are rigid and sturdy, suitable for use on high power rifles as well as .22's. The dependability of the inexpensive N Mount has been proved under all conditions and on large caliber rifles.



*Weaver-Detachable Split
Ring Top Mount*



*Weaver-Detachable Split
Ring Side Mount*

WEAVER-DETACHABLE SPLIT RING MOUNTS, Top or Side, are strong, attractive, completely dependable, and hold the scope low as preferred by experienced riflemen. V locating surfaces are used in combination with an angular wedging surface that binds the V's of the base and upper part together to form a rigid, solid unit. Extra bases allow use of the scope on several rifles. The scope can be removed in a few seconds; replacement is accurate and dependable. To be sure your rifle shoots where you aim, use a Weaver Mount. Accuracy and dependability guaranteed.

Weaver Detachable Mounts require no drilling for Winchester 70, 43, Remington 721, 722, 760 ADL, Savage 99 and some Mauser style rifles with two front and two rear holes in receiver top. Savage 342 requires no drilling for Detachable Side or N Mount.

A complete list of guns and the mounts adapted to them is shown in our Mount Folder.



J SCOPE TURRET

Shown with protective cap removed from windage screw. Adjustments are micrometer click type (each click gives change of $\frac{1}{2}$ " at 100 yards, $\frac{1}{4}$ " at 50 yards, 1" at 200 yards, etc.)

MODEL J2.5 SCOPE	\$22.50
MODEL J4 SCOPE	27.50
RANGE FINDER RETICULE, extra	4.25
DOT RETICULE, extra	7.50
DETACHABLE MOUNT (top or side)	9.75
TYPE N MOUNT	2.00
DRILL AND TAP for attaching75
ATTACHING SCOPE TO RIFLE, <i>Detachable Mount</i>	4.25
ATTACHING SCOPE TO RIFLE, <i>N Mount</i>	3.00

Please mention make and model of gun when ordering

Weaver Lens Caps



Metallic grey plastic. Transparent windows permit emergency use of the scope without removing the caps. Made for all Weaver-Scopes. Price \$2.00.

Write for folders on: Model K Scopes, Model G Scopes, Reticules, Weaver-Mounts, Weaver Choke.

W. R. WEAVER CO., EL PASO, TEXAS